

HEDGE

M A R




MAR/Hedge • April 2000

HEDGE

RANKINGS

TOP TEN HEDGE FUNDS AND FUNDS OF FUNDS RANKED BY RETURN

ENDING FEBRUARY 29, 2000

Gain (%)	Fund of Funds	Gain (%)
LAST 60 MONTHS		
	1. MAGNUM AGGRESSIVE GROWTH FUND 	350.96
	2. P&A MULTI-SECTOR FUND	323.49
	3. P&A DIVERSIFIED MANAGERS FUND	316.37
	4. PEABODY GLOBAL PARTNERS	276.26
	5. MAGNUM FUND 	270.84
	6. GAM MULTI-EUROPE FUND (EURO)	246.13
	7. COLLINS CAPITAL DIVERSIFIED FUND	231.54
	8. GARANTIA FUND OF FUNDS (B)	223.73
	9. BAYBERRY-WEST PARTNERS	222.56
	10. GAM MULTI-EUROPE FUND	218.55
LAST 36 MONTHS		
	1. MAGNUM TECH FUND 	425.25
	2. MAGNUM OPPORTUNITY FUND 	219.82
	3. MAGNUM US EQUITY FUND 	205.90
	4. MAGNUM TURBO GROWTH FUND 	190.68
	5. MAGNUM EDGE FUND 	173.18
	6. TORREY DEVELOPMENT OFFSHORE FUND 	169.12
	7. MAGNUM CAPITAL GROWTH FUND 	166.08
	8. PEABODY GLOBAL PARTNERS	166.01
	9. P&A DIVERSIFIED MANAGERS FUND	158.37
	10. P&A MULTI-SECTOR FUND	153.53
LAST 12 MONTHS		
	1. TORREY BIOTECH & HEALTH SCIENCES	205.13
	2. MAGNUM TECH FUND 	148.36
	3. PEABODY GLOBAL PARTNERS	125.08
	4. MAGNUM TURBO GROWTH FUND 	120.66
	5. MAGNUM US EQUITY FUND 	120.30
	6. TORREY CAPITAL FUND 	114.25
	7. MAGNUM AGGRESSIVE GROWTH FUND 	114.08
	8. SANDALWOOD TECHNOLOGY FUND	107.28
	9. MAGNUM ADVISORS GROWTH FUND 	104.61
	10. MAGNUM OPPORTUNITY FUND 	104.10
LAST MONTH		
	1. TORREY BIOTECH & HEALTH SCIENCES	43.46
	2. TORREY BIOTECH & HEALTH SCIENCES OFFSHORE	39.21
	3. SANDALWOOD TECHNOLOGY FUND	27.54
	4. LEVERAGED GLOBAL OPPORTUNITY FUND	23.00
	5. LA FAYETTE EUROPE FUND (EURO)	20.30
	6. AUSTIN CAPITAL DYNAMIC GROWTH	19.10
	7. TORREY CAPITAL FUND	18.56
	8. MAGNUM US EQUITY FUND 	18.42
	9. LA FAYETTE HOLDINGS	18.10
	10. TORREY CAPITAL & TECHNOLOGY OFFSHORE	16.92