

HEDGE














M A R

MAR/Hedge • June 2000

HEDGE

RANKINGS

TOP TEN HEDGE FUNDS AND FUNDS OF FUNDS RANKED BY RETURN ENDING APRIL 30, 2000

Gain (%)	Fund of Funds	Gain (%)
LAST 60 MONTHS		
	1. MAGNUM AGGRESSIVE GROWTH FUND 	269.47
	2. P&A MULTI-SECTOR FUND	260.02
	3. P&A DIVERSIFIED MANAGERS FUND	250.89
	4. GAM MULTI-EUROPE FUND (EURO)	237.32
	5. CSAM FOF G7 EQUITY LONG/SHORT (B)	225.22
	6. MAGNUM FUND 	211.11
	7. GAM MULTI-EUROPE FUND	209.30
	8. BAYBERRY-WEST PARTNERS	196.47
	9. HORIZON ONE	195.90
	10. COLLINS CAPITAL DIVERSIFIED FUND	194.30
LAST 36 MONTHS		
	1. MAGNUM TECH FUND 	374.35
	2. MAGNUM CAPITAL GROWTH FUND 	194.77
	3. MAGNUM US EQUITY FUND 	161.42
	4. TORREY DEVELOPMENT OFFSHORE FUND	158.35
	5. MAGNUM TURBO GROWTH FUND 	156.76
	6. LA FAYETTE EUROPE FUND (EURO)	155.76
	7. MAGNUM OPPORTUNITY FUND 	145.17
	8. CSAM FOF TECHNOLOGY LONG/SHORT (D)	138.45
	9. HORIZON ONE	136.17
	10. MAGNUM EDGE FUND 	136.08
LAST 12 MONTHS		
	1. TORREY BIOTECH & HEALTH SCIENCES	147.44
	2. MAGNUM CAPITAL GROWTH FUND 	104.43
	3. LA FAYETTE EUROPE FUND (EURO)	103.99
	4. GEMS RUSSIA FUND (A)	103.57
	5. MAGNUM TECH FUND 	97.63
	6. MAGNUM AGGRESSIVE GROWTH FUND 	70.93
	7. TORREY CAPITAL FUND	62.25
	8. SANDALWOOD TECHNOLOGY FUND	61.76
	9. MAGNUM TURBO GROWTH FUND 	60.70
	10. MAGNUM ADVISORS GROWTH FUND 	60.35