

# HEDGE

M A R

















MAR/Hedge • August 2000

## HEDGE

## RANKINGS

### TOP TEN HEDGE FUNDS AND FUNDS OF FUNDS RANKED BY RETURN

ENDING JUNE 30, 2000

Gain (%)	Fund of Funds	Gain (%)
<b>LAST 60 MONTHS</b>		
	1. MAGNUM AGGRESSIVE GROWTH FUND 	262.54
	2. P&A MULTI-SECTOR FUND	248.14
	3. P&A DIVERSIFIED MANAGERS FUND	244.74
	4. PEABODY GLOBAL PARTNERS	242.59
	5. GAM MULTI-EUROPE FUND (EURO)	237.99
	6. CSAM FOF G7 EQUITY LONG/SHORT (B)	220.04
	7. GAM MULTI-EUROPE FUND	206.14
	8. MAGNUM FUND 	203.35
	9. COLLINS CAPITAL DIVERSIFIED FUND	193.69
	10. K2 INVESTMENT PARTNERS	185.59
<b>LAST 36 MONTHS</b>		
	1. MAGNUM TECH FUND 	283.02
	2. MAGNUM CAPITAL GROWTH FUND 	205.32
	3. TORREY DEVELOPMENT OFFSHORE FUND	151.33
	4. PEABODY GLOBAL PARTNERS	145.93
	5. CSAM FOF TECHNOLOGY LONG/SHORT (D)	131.99
	6. MAGNUM US EQUITY FUND 	127.94
	7. CSAM FOF G7 EQUITY LONG/SHORT (B)	126.00
	8. P&A DIVERSIFIED MANAGERS FUND	125.79
	9. P&A MULTI-SECTOR FUND	123.28
	10. TORREY CAPITAL FUND	114.71
<b>LAST 12 MONTHS</b>		
	1. TORREY BIOTECH & HEALTH SCIENCES	152.26
	2. MAGNUM CAPITAL GROWTH FUND 	122.31
	3. MAGNUM TECH FUND 	86.08
	4. MAGNUM AGGRESSIVE GROWTH FUND 	69.70
	5. PEABODY GLOBAL PARTNERS	65.27
	6. TORREY CAPITAL FUND	64.57
	7. MAGNUM ADVISORS GROWTH FUND 	54.91
	8. GAM MULTI-EUROPE FUND	54.49
	9. MAGNUM TURBO GROWTH FUND 	54.16
	10. TORREY DEVELOPMENT OFFSHORE FUND	53.59
<b>LAST MONTH</b>		
	1. MAGNUM CAPITAL GROWTH FUND 	25.27
	2. MAGNUM TURBO GROWTH FUND 	18.95
	3. TORREY BIOTECH & HEALTH SCIENCES	18.50
	3. TORREY CAPITAL FUND	18.50
	5. MAGNUM AGGRESSIVE GROWTH FUND 	16.67
	6. TORREY BIOTECH & HEALTH SCIENCES OFFSHORE	15.13
	7. MAGNUM ADVISORS GROWTH FUND 	15.06
	8. MAGNUM FUND 	14.48
	9. MAGNUM US EQUITY FUND 	13.52
	10. MAGNUM ADVISORS FUND 	13.18