

# HEDGE

M A R






MAR/Hedge • October 2000

## HEDGE

## RANKINGS

### TOP TEN HEDGE FUNDS AND FUNDS OF FUNDS RANKED BY RETURN

ENDING AUGUST 31, 2000

Gain (%)	Fund of Funds	Gain (%)
<b>LAST 60 MONTHS</b>		
	1. MAGNUM US EQUITY FUND 	248.89
	2. P&A MULTI-SECTOR FUND	238.63
	3. P&A DIVERSIFIED MANAGERS FUND	228.84
	4. GAM MULTI-EUROPE FUND (EURO)	227.35
	5. CSAM FOF G7 EQUITY LONG/SHORT (B)	206.18
	6. TORREY CAPITAL FUND	205.19
	7. GAM MULTI-EUROPE FUND	196.83
	8. K2 INVESTMENT PARTNERS	188.04
	9. COAST DIVERSIFIED FUND	186.13
	10. MOMENTUM USMASTER FUND	181.25
<b>LAST 36 MONTHS</b>		
	1. MAGNUM TECH FUND 	255.28
	2. TORREY DEVELOPMENT OFFSHORE FUND	160.92
	3. MAGNUM CAPITAL GROWTH FUND 	146.19
	4. CSAM FOF TECHNOLOGY LONG/SHORT (D)	131.70
	5. LA FAYETTE EUROPE FUND (EURO)	126.80
	6. TORREY CAPITAL FUND	126.36
	7. P&A MULTI-SECTOR FUND	123.09
	8. P&A DIVERSIFIED MANAGERS FUND	121.00
	9. CSAM FOF G7 EQUITY LONG/SHORT (B)	114.83
	10. SANDALWOOD TECHNOLOGY FUND	112.93
<b>LAST 12 MONTHS</b>		
	1. TORREY BIOTECH & HEALTH SCIENCES	141.34
	2. GEMS RUSSIA FUND (A)	96.13
	3. LA FAYETTE EUROPE FUND (EURO)	94.56
	4. TORREY CAPITAL FUND	85.05
	5. MAGNUM CAPITAL GROWTH FUND 	83.14
	6. MAGNUM TECH FUND 	67.32
	7. SANDALWOOD TECHNOLOGY FUND	61.68
	8. TORREY DEVELOPMENT OFFSHORE FUND	60.37
	9. GAM MULTI-EUROPE FUND (EURO)	53.53
	10. GAM MULTI-EUROPE FUND	52.39